

August 23-26, 2022

Crocus Expo, Pavilion 2

TABLE OF CONTENTS

	SECTION	TABLE OF CONTENTS	
S1	TERMS AND DOCUMENTS	TERMS	3
		DOCUMENTS	3
S2	BASIC RULES AND RESTRICTIONS	BASIC RULES	3
		TRADE AT THE EXHIBITION	4
		PAYMENT AND PAPER WORK	4
		DAMAGE TO PROPERTY AND COMPENSATION	4
		EXPOSITION	4
		EXPOSITION BUILDUP	5
		EXPOSITION DISMANTLING	5
		EXTENSION OF BUILDUP/DISMANTLING PERIODS	5
		SECURITY	5
		ADVERTISING MATERIALS	6
	LABOUR SAFETY AND FIRE SAFETY RULES AND REGULATIONS	6	
S3	EXHIBITION TIME SCHEDULE		8
S4	VENUE LAYOUT		9
S5	PAVILION 2 EXHIBITION HALLS TECHNICAL SPECIFICATION		10
S6	STANDARD EQUIPPED STAND		12
		FORM 1 COMPLETION RULES	12
S7	TECHNICAL REQUIREMENTS TO STANDARD STAND DECORATION		13
S8	SPACE ONLY STAND		15
S9	GENERAL BUILDER SERVICES	APPLICATION FOR STANDARD EQUIPPED STAND	15
		APPLICATION FOR SPACE ONLY STAND	15
		CONNECTION TO ELECTRICITY, WATER AND COMPRESSED AIR MAINS	15
		AUDIOVISUAL EQUIPMENT	16
		SUSPENDED STRUCTURES	16
S10	ADDITIONAL SERVICES AND EQUIPMENT	CARGO FORWARDING AND CUSTOMS SERVICES	16
		HANDLING OPERATIONS	16
		ADVERTISING	16
		CATERING	17
		SECURITY	17
		STAND CLEANING	17

		TERMS FOR ADDITIONAL SERVICES AND EQUIPMENT APPLICATION	17
S11	ACCESS TO THE EXHIBITION SITE	EXHIBITOR BADGES	18
		PASSES FOR BUILDERS AND STAND ATTENDANTS	18
S12	PROCEDURE OF EXHIBITS AND EQUIPMENT MOVE IN AND MOVE OUT		18
S13	CONTACTS		20
	APPENDIXES		
A1	PRICE LIST FOR ADDITIONAL EQUIPMENT AND GENERAL BUILDER SERVICES		22
A2	STANDARD STAND SPECIFICATION		26
	FORMS		
F1	STANDARD STAND LAYOUT		31
F2	ADDITIONAL EQUIPMENT FOR STANDARD EQUIPPED STAND		32

TERMS

Exhibition centre	Crocus Expo International exhibition centre.
Organizer	Crocus Expo AO CROCUS Krasnogorsk subsidiary.
Management office	Persons authorized by the Organizer for the Event organization and holding.
Event	Any exhibition, fair, corporate, congress or any other event held by the Organizer in the Exhibition centre.
Exhibitor	Any organization, sole proprietor or any natural person who concluded with the Organizer of the Event the space contract for participation in the Event.
Participant	Exhibitor, Builder or other participants of the Event (contracted by the Exhibitor stand attendants, promoters, advertising distributors, participants of any business events).
Builder	Any organization, sole proprietor or any natural person who concluded with the Exhibitor any contract for implementation of work package on exhibition stand and structures buildup and equipment installation, debris disposal and performance of decoration works within the contracted by the Exhibitor exhibit space.
Unequipped stand (space only)	A part of the exhibition space of the Event contracted between the Exhibitor and the Organizer intended for an exhibition stand, exhibits, exhibition and other relevant equipment installation.
Standard equipped stand	An exhibition space contracted between the Exhibitor and the Organizer of the Event equipped with standard exhibition elements by the General Builder.
Registration fee	Compulsory for all participants of the Event. The Registration fee will cover expenses, subject to availability of stipulated formats, related to the visitors' registration system, the Event catalogue entry including provision of invitations and Exhibitor badges.
Total running time of the Event	Overall Event period contracted with the Exhibitor including periods of installation, running and dismantling of the Event.
Event period	Event period opened for visitors except for periods of installation and dismantling of the Event.
General builder	Crocus Expo General builder – BuildExpo Limited Liability Company.

DOCUMENTS

Services Guide	Services guide for services provided during holding Events in Crocus Expo including the list of services and equipment and stipulating terms and costs of the rendered services.
Application forms of the Services Guide	Set of application forms for services provided during holding events in Crocus Expo IEC.
General Terms of Holding Events at the Crocus Expo IEC	List of material terms and conditions subject to observance by Exhibitors, Participants and Builders applying to forms and scope of any information, procedure and time limit for any actions in the course of preparation and running Events.
Instruction for fire safety measures	Fire safety regulation during build-up (dismantling) of Expositions and Events holding in pavilions and outdoor areas of Crocus Expo IEC.

BASIC RULES AND RESTRICTIONS

BASIC RULES

Only company(-ies), contracted exhibit space or standard equipped stand with the Organizer of the Event and effected the payment in full, is authorized to work at the stand. Any third-party company which is located at the stand of the Exhibitor (according to the arrangement with him), at any free stand or not equipped space without the contract with the Organizer will be removed from the Event by Crocus Expo Security service.

Only employees and official representatives of the Exhibitors are authorized to work at the stand. All stand attendants must have Exhibitor badges providing admittance to the exhibition pavilion during the Overall Event period. Badges are issued at the Service Centre (Information and Registration Services counter).

It is required to observe the Methodological Recommendations MR 3.1/2.1.0198-20. 3.1. Prevention of infectious diseases. 2.1. Communal hygiene. Recommendations for measures to prevent the spread of new coronavirus infections (COVID-19) during congress and exhibition activities. Methodical Recommendations approved by the Chief State Sanitary Officer of the Russian Federation 26.06.2020. Exhibition participants are responsible for compliance with the specified sanitary and hygienic standards on their stands.

TRADE AT THE EXHIBITION

Any types of trade, cash sales and commercial activity within the Exhibition centre territory should be verified to comply with the requirements of the current legislation and other legal acts regulating retail commercial activity valid in the territory of the Russian Federation.

PAYMENT AND PAPER WORK

All invoices shall be settled in Russian roubles (dollars, euro) in accordance with the Contract, Additional Agreements to it and/or Application Contract. The payment shall be effected to the bank account stipulated in the invoice. Should there be any discrepancy inform immediately the Management office. Exhibitors should provide their representatives with a warrant empowering to execute financial documents during the Event period.

Applications for additional equipment and services documented at the Service Centre (Information and Registration Services counter) and Management office during the Overall Event period shall be executed against the availability and payment at the Service Centre in full.

The representative of Exhibitor shall have a warrant for solution of any organizational issue related to documentation and receipt of Participant badges, passes and etc.

DAMAGE TO PROPERTY AND COMPENSATION

The Exhibitor shall bear material liability for any damage caused to the property of the Organizer and the General builder (including floor, walls, pavilion pillars and standard stand equipment) and also to the property of other Exhibitors. The Exhibitor shall compensate damage caused to leased exhibition and storage premises, stands; electricity, water supply and sewer system mains and other property of the Organizer and all other damages and losses caused by the Exhibitor to the Organizer.

EXPOSITION

The Exhibitor and the Builder shall meet the requirement of maximum floor load per sq m for indoor and outdoor spaces (for details please refer to the PAVILION 2 EXHIBITION HALLS TECHNICAL SPECIFICATION). In case of the load requirement breach, insufficient stability of the exhibit or a special type of its fastening, the Exhibitor shall immediately inform about it the Organizer and shall continue the works only after the Organizer's approval.

The Exhibitor shall organize and carry out the work of the exposition so that avoid blocking visitors flow in the aisles and not to create threat or violation of the rights of other Exhibitors and visitors.

Any promotional activity or demonstration leading to blocking of visitors flow in the aisles or impeding access to the next stands shall be suspended for a period of time advised by the Management office. To ensure safety and comfort of visitors watching the promotional activity or demonstration the Exhibitors shall provide a sufficient space at the stand area.

During the Event period and in the course of promotional actions and other events with the use of audio and video appliances the level of noise should not exceed 75 dB. Employees of Technical Maintenance Service will effect measurements of the noise level. In case of complaints on high level of noise claimed by other Exhibitors the Organizer will express oral notification and after further violation the Organizer reserves the right to disconnect the source of noise in accordance with oral and/or written instruction.

Presentation and audio- video equipment of the Participants is allowed for use during the Event provided the equipment has been accredited by the General Builder department of Technical Documentation Inspection

The Organizer of the Event reserves the right to forbid the Exhibitor to display exhibits which might be hazardous to public, do not conform to the subject of the Event or do not belong to the Exhibitor.

If a stand remains vacant after the period provided for the exposition buildup the Organizer shall be entitled to use the unclaimed area at discretion.

EXPOSITION BUILDUP

Exhibits delivery to the stand shall be made via loading gates located in the Handling operations area (access by special passes for transportation vehicles).

The exhibition stand buildup is allowed within the space contracted by the Exhibitor. Aisles between the stands shall be kept clear of equipment, empties and construction debris. When carrying out painting works the floor and the walls of the building adjoining the stand surfaces have to be covered reliably by a polyethylene film or other protective materials.

Upon completion of stands buildup and exhibits installation the Exhibitor and/or the Builder shall:

- remove all empties and containers to specially allocated places and construction debris to special containers;
- make the final cleaning of the floor and structures if dirtied during the buildup process.

EXPOSITION DISMANTLING

The dismantling works and exhibits removal shall not begin before the official closing of the Event. Dismantling period is specified in the Exhibition Schedule. The Organizer reserves the right to refuse removal of exhibits from the Exhibition site before the authorized dismantling period.

The Exhibitor shall undertake to vacate and to return the leased indoor and outdoor stand area in the condition as received at own expense no later than the expiration of their rent period.

EXTENSION OF BUILDUP/DISMANTLING PERIODS

The Exhibitor/Participant/Builder is allowed to use the Exhibition area contracted prior to and after the end of the Overall Event period in coordination with the Organizer should there be such a possibility. The Overtime use of the contracted space is allowed under the Overtime use terms defined in the Services Guide if not otherwise stipulated by the Contract.

The minimum period of the ordered overtime use of the Exhibition area should make 2 (two) hours. If Overtime use of the Exhibition area for implementation of installation works takes place within the period from 20:00 of the last day of installation works to 08:00 of the first day of the Event period the cost will be subject to 100% surcharge.

Overtime use of the Exhibition area during the Overall Event period shall be registered by the Service Centre (Information and Registration Services counter) up to 18:00 of the day in question.

The Exhibitor shall provide the presence of his/her authorized representative on site and any other attendants responsible for compliance with the safety rules of the companies carrying out the works. If Overtime use of the Exhibition area takes place shortly before beginning the Event period (from 20:00 to 08:00 the Exhibitor shall take measures to ensure safety of the premise (stand space) where the works are carried out.

No extra cargoes are allowed to the space contracted during night hours (from 20:00 to 08:00) when the Overtime use of the Exhibition area takes place.

At Overtime use of the Exhibition area during the Overall Event period at nighttime (from 20:00 to 08:00) Crocus Expo shall provide for a set of measures aimed at maintaining public order during work at the specified time.

SECURITY

The Exhibition Organizer provides twenty-four-hour security for the duration of the Event but there is no security for the exhibits. The security guards are located at the entrance to the Exhibition centre and at loading gates. The Event Organizer does not bear responsibility for the safety of the exhibits.

The Organizer provides the overnight security during the Overall Event period ensuring integrity of exhibition halls perimeter and seals located at entrances to exhibition halls and loading gates of the Exhibition centre.

ADVERTISING MATERIALS

It is strongly prohibited to place advertising materials not conforming to the subject of the Event, goods and services provided by companies not participating in the Event.

If the above mentioned condition is violated the Organizer reserves the right to apply fine sanctions including the stand shut down. In that case neither compensation will be paid nor funds paid by the Exhibitor to the Organizer for participation in the Event will be returned.

The Exhibitor is allowed to distribute advertising materials outside the space contracted only if approved by the Management office. All other types of advertising activity both within the bounds of the Event and outside the Event grounds (registration halls, passageways, outdoor area and etc.) are permitted only upon approval by the Management office and the Department of Advertising and Information.

LABOUR SAFETY AND FIRE SAFETY RULES AND REGULATIONS

The obligation for the strict observation of all regulations regarding labour safety and fire safety measures is the essential condition for the Exhibitor's participation in the Event. The Exhibitor's representatives bear full responsibility for observance of the requirements. Their omission can entail unilateral cancellation of the Contract by the Organizer. The funds paid by the Exhibitor shall not be returned.

For detailed information about fire safety measures during buildup/dismantling of expositions and holding exhibition events in the Crocus Expo pavilions and on the outdoor areas please refer to the INSTRUCTION ON FIRE SAFETY MEASURES posted on the exhibition website.

Only General Builder specialists are authorized to implement all works on engineering facilitation (connection to electricity, water supply and compressed air mains).

In the Exhibition centre premises it is strongly prohibited to:



carry out hot works (welding, soldering, metal cutting and etc.) without approval by the Fire Safety Service;

block access to automatic fire alarm systems, indoor fire hydrants and fire extinguishers;

store combustible waste and empties (disposable empties are to be utilized, reusable empties are to be stores in the warehouse);

demonstrate exhibits applying open flame;

tampering with sprinkler distributors of the automatic fire prevention system, smoke and manual fire indicators, light indicators of evacuation directions, warning system loudspeakers, Crocus AO Fire Safety Department's operator feedback device (phone);



use paints, lacquers, adhesive and other coatings to floor, walls and pillars of the building, standard stand equipment and asphalt pavement;

apply flammable stand construction materials not treated by fire retarding composition;

install and use tanks with fuel gases;

use pressure tanks without engineering certification;

use fixed buzz saws and orbital sanders not equipped with dust extraction bags;



change electrical circuit scheme during exhibition holding without approval, apply undeclared extra electrical appliances;

apply household electric extension cords, substandard (home produced) electric appliances;

install projectors and border lights within 0,3 m to flammable constructions and sprinkler system distributors, wrap electric lamps in paper, textile or other flammable materials;

apply organic glass, polystyrene and other flammable materials for lamp diffusers;



fix stand elements to steel structures and wall panels with the use of hardware and adhesive tape, and to floor (asphalt pavement) with the use of anchor bolts;



construct display stands within immediate proximity to stable electric boards, fire cabinets, telecommunication closets and other engineering facilities;



unauthorized connection to electric, water supply and compressed air mains;

turn on water and compressed air taps and electric distributing switchboards without approval;

relocate, move, break down, disassemble stable and mobile electric switchboards and connect electric appliances;



Smoking in exhibition halls and within the exposition site is strictly prohibited. Smoking is only allowed in specially designated and equipped areas located minimum 15 m from the entrance to pavilions and buildings.

EXHIBITION TIME SCHEDULE

BUILDUP			
August 20	SA	12:00 – 20:00	Stands buildup (space only stands) ^{1,2}
August 21	SU	08:00 – 20:00	Stands buildup (space only stands and outdoor area) ^{1,2}
August 22	MO	08:00 – 20:00	Stands buildup (including standard equipped stands) ^{1,2}
		17:00	Cargo (exhibits) to be delivered and unpacked
August 23	TU	08:00 – 10:00	Stands buildup (including standard equipped stands)
		10:00	All stands to be ready and cleaned (including standard equipped stands) ³
EXHIBITION OPENING HOURS			
August 23	TU	08:00 – 20:00	Pavilion opening hours ⁴
		10:00 – 18:00	Exhibition opening hours for visitors
August 24	WE	08:00 – 20:00	Pavilion opening hours ⁴
		10:00 – 18:00	Exhibition opening hours for visitors
August 25	TH	08:00 – 20:00	Pavilion opening hours ⁴
		10:00 – 18:00	Exhibition opening hours for visitors
August 26	FR	08:00 – 20:00	Pavilion opening hours ⁴
		10:00 – 16:00	Exhibition opening hours for visitors
DISMANTLING			
August 26	FR	18:00 – 20:00	Vehicle arrival to Handling operations area for exhibits removal
		20:00	Equipped standard stands to be cleared out ⁵
August 27	SA	08:00 – 20:00	Stands dismantling
		20:00	Pavilion to be cleared out, stands equipment and structures to be dismantled and removed ⁶

1. For information regarding possibility and cost of the buildup/dismantling period extension please refer to the Management office.
2. Terms for bulk and heavy equipment and exhibits installation shall be agreed with the Management office in advance.
3. Any stand not occupied by 20:00 August 22, 2022, shall be deemed vacant. Please advise in writing if you cannot occupy your stand by this time.
4. Admittance to the pavilion only by Exhibitor badges. It is prohibited to carry out installation works at stands, buildup passes are invalid. The Exhibitor bears responsibility for stand exhibits security from 08:00 till 20:00.
5. All exhibits and equipment shall be removed. Otherwise the Exhibitor shall bear further responsibility for their undamaged state (or full utilization of disposable structures).
6. All construction materials, structures and large-size garbage shall be removed from the Exhibition centre territory at the expense of the Exhibitor or his Builder. If necessary Builders/Exhibitors shall order utilization of garbage into garbage containers in advance. Failure to comply with the regulation involves penalties to the Exhibitor or his Builder (refer to General Terms of Holding Events at the Crocus Expo IEC).

CROCUS EXPO INTERNATIONAL EXHIBITION CENTRE

Конференц-залы Conference halls

Павильон 1, этаж 1
Pavilion 1, level 1

Конференц-залы А, В, С, D, E, F, G
Conference halls A, B, C, D, E, F, G

Павильон 2, этаж 1
Pavilion 2, level 1

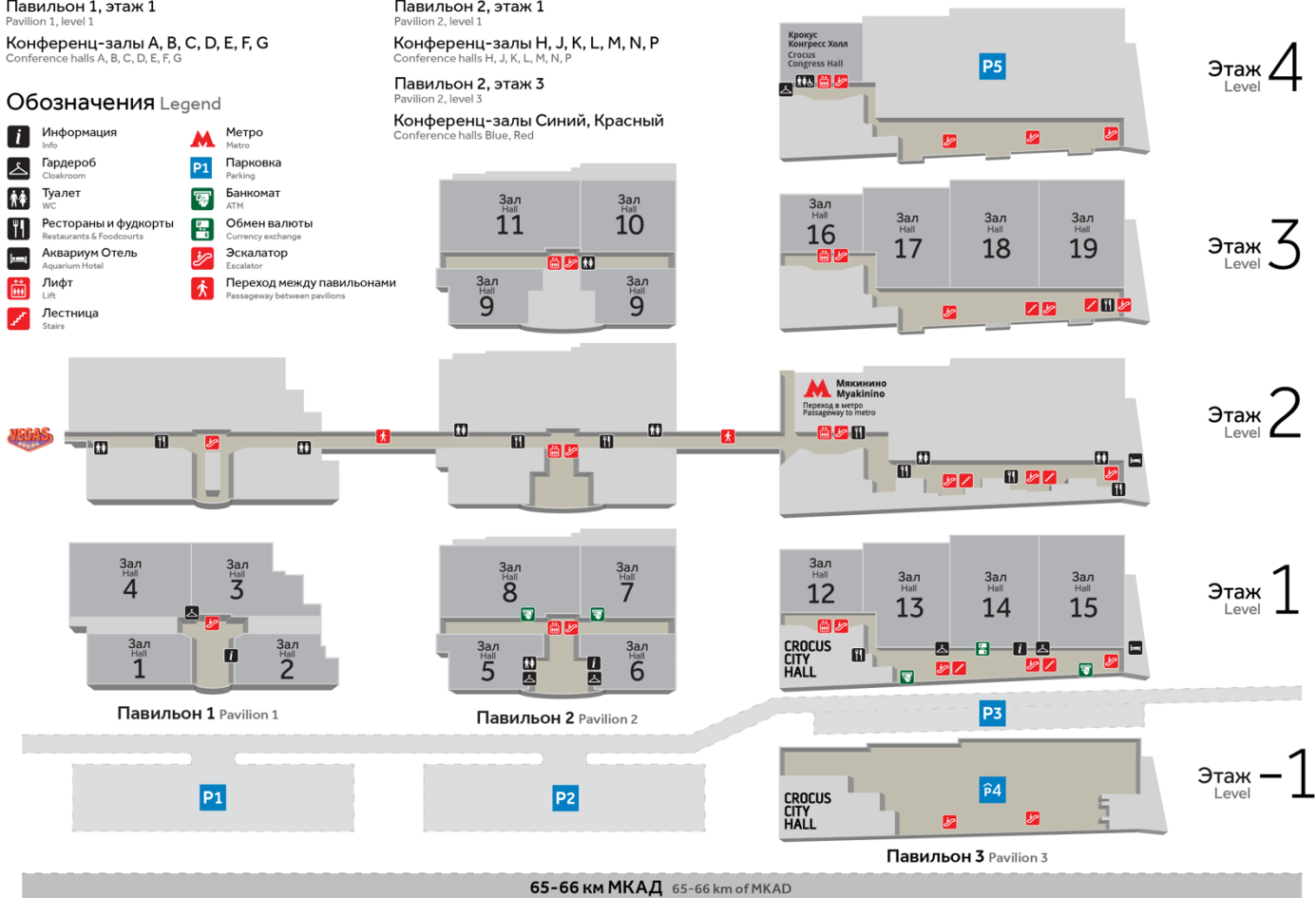
Конференц-залы H, J, K, L, M, N, P
Conference halls H, J, K, L, M, N, P

Павильон 2, этаж 3
Pavilion 2, level 3

Конференц-залы Синий, Красный
Conference halls Blue, Red

Обозначения Legend

- | | | | |
|--|--|--|---|
| | Информация
Info | | Метро
Metro |
| | Гардероб
Cloakroom | | Парковка
Parking |
| | Туалет
WC | | Банкомат
ATM |
| | Рестораны и фудкорты
Restaurants & Foodcourts | | Обмен валюты
Currency exchange |
| | Аквариум Отель
Aquarium Hotel | | Эскалатор
Escalator |
| | Лифт
Lift | | Переход между павильонами
Passageway between pavilions |
| | Лестница
Stairs | | |



EXHIBITION HALLS TECHNICAL SPECIFICATION PAVILION 2

For configuration, sizes and applicable restrictions related to build up, height under balconies and passageways, location and dimensions of loading gates and folding gates between halls, dimensions of loading gates and location of access hatches please refer to halls layouts and other documents received from the General Builder.

	Floor 1 (1 st level)				Floor 2 (3 rd level)		
	Hall 5	Hall 6	Hall 7	Hall 8	Hall 9	Hall 10	Hall 11
Space	4 425 m ²	4 423 m ²	8 538 m ²	12 780 m ²	9 735 m ²	8 443 m ²	12 635 m ²
Allowable build up floor space	4 072 m ²	4 070 m ²	7 945 m ²	12 069 m ²	9 000 m ²	7 882 m ²	11 815 m ²
Maximum floor load capacity ¹	20 t/1 m ²	20 t/1 m ²	20 t/1 m ²	20 t/1 m ²	0,75 t / 1 m ²	0,75 t/1 m ²	0,75 t/1 m ²

¹ For distributed load.
Maximum localized load is defined depending on bearings quantity and size and total exhibit (stand) weight.

Height to ceiling beams	7,95 m	7,95 m	7,95 m	7,95 m	7,85 m	7,85 m	7,85 m
Maximum stand height	6,95 m	6,95 m	6,95 m	6,95 m	6,85 m	6,85 m	6,85 m
Number of loading elevators	n/a	n/a	n/a	n/a	4	5	4
Loading elevator number	-	-	-	-	9, 10, 11, 12	6, 7, 8, 9, 10	1, 2, 3, 4

Maximum cargo size moved via loading elevators

height	-	-	-	-	2,1 m	2,1 m	2,1 m
width	-	-	-	-	2,35 m	2,35 m	2,35 m
length	-	-	-	-	5,65 m	5,65 m	5,65 m
Maximum cargo weight moved via loading elevators	-	-	-	-	3 200 kg	3 200 kg	3 200 kg
Number of loading gates	3	3	5	5	4	5	4
Loading gate number	16, 17, 18	44, 45, 46	37, 38, 39, 40, 41	21, 22, 23, 24, 25	19, 20, 42, 43	34, 35, 36, 42, 43	26, 27, 28, 29

Maximum cargo size moved via loading gates

height	4,3 (7,5) m	4,3 (7,5) m	4,3 (7,5) m	4,3 (7,5) m	-	-	-
width	4,0 (6,8) m	4,0 (6,8) m	4,0 (6,8) m	4,0 (6,8) m	-	-	-

Maximum cargo size moved via folding gates between halls

height	4,3 m	4,3 m	4,3 m	4,3 m	5,8 m	5,8 m	5,8 m
width	5,3 m	5,3 m	5,3 m	5,3 m	5,3 m	5,3 m	5,3 m

Maximum ceiling beams loading capacity for suspended structures

per point of suspension	250 kg	250 kg	250 kg	250 kg	250 kg	250 kg	250 kg
per a beam	1 600 kg	1 600 kg	1 600 kg	1 600 kg	1 600 kg	1 600 kg	1 600 kg

	Floor 1 (1 st level)				Floor 2 (3 rd level)		
	Hall 5	Hall 6	Hall 7	Hall 8	Hall 9	Hall 10	Hall 11
Connection via hatches							
standard voltage 220/380 V ²	yes	yes	yes	yes	yes	yes	yes
water supply	yes	yes	yes	yes	yes	yes	yes
compressed air mains	yes	yes	yes	yes	no	no	no
² Electricity connections can be made to electricity switchboards located on hall pillars and walls.							
Number of conference halls / meeting rooms	7 / 5				2 / 0		

The General Builder carries out installation of standard equipped stands.

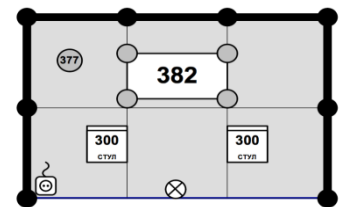
Standard equipped stand is a space equipped with the standard exhibition structures of light aluminum and plastic panels installed on the carpet flooring. The stand includes a standard set of furniture, electrical equipment and fascia with company name in accordance with approved specification and contracted space (refer to APPENDIX 2). There are stand samples available in the appendix, however the Exhibitor can design the stand layout placing walls and furniture at discretion.

The exhibitor can order additional equipment (refer to APPENDIX 1) alongside with the standard set.

The Exhibitor shall submit completed FORMS 1 and 2 (STANDARD EQUIPPED STAND LAYOUT and ADDITIONAL EQUIPMENT FOR STANDARD STAND). Please refer to APPENDIXES 1 and 2 when completing the forms.

FORM 1 COMPLETION RULES

Draw the layout of your stand contracted space taken into consideration (relevant proportions). Indicate open sides and equipment to be installed (including additional equipment ordered by FORM 2). Indicate also separately located elements (walls, furniture, plug sockets, lamps and etc.). Do not indicate your exhibits!



Equipment not indicated on the layout
will not be provided!



Equipment included into standard stand is specified in APPENDIX 2 – STANDARD STAND SPECIFICATION. Please note that standard stand packaging is invariable. Should you need additional equipment please complete FORM 2. The list of additional equipment is specified in APPENDIX 1.

If there is no FORM 1 submitted, the stand will be built up from a set of standard equipment as indicated in standard stand samples. In case of a corner configuration of the stand and absence of additional indications of the Exhibitor there will be no wall panels installed on open sides.



Please contact the Management office if ordered equipment is missing.



Stands built up and decorated by the General Builder are not subject to any independent changes, full or partial dismantling works by the Exhibitor. The Exhibitor shall not be authorized to make changes of designs and electric equipment of the stand. In case of violation of this condition and damage of the equipment, the Exhibitor shall be fined 100% of the cost of the dismantled and/or damaged equipment (structures).



NOTE! Exhibitors booked STANDARD EQUIPPED STAND cannot change the space application to UNEQUIPPED STAND (space only) **June 21, 2022.**

The Exhibitor shall deposit and receive at the General Builder representative keys from doors of the stand office and locks with keys from showcases (if showcases have been ordered) on the last day of the buildup period.


OFFICIAL EXHIBITOR MANUAL

TECHNICAL REQUIREMENTS TO STANDARD STAND DECORATION



In case of violation of the requirements the Organizer reserves the right to suspend the stand buildup till elimination of the violation and fine the Exhibitor.

It is prohibited to place inscriptions, logos, and graphics on the reverse side of the wall panels which are located on/about stand boundaries and are facing other stands.



Exhibits shall be placed within the contracted space. No part of the stand structure (including lamps, flags, decorative elements, exposition and etc.) shall exceed the boundaries of the space contracted including vertical stand side.



It is prohibited to install wall panels on open stand sides.



It is prohibited to block aisles between stands and placement of materials, equipment and articles of personal use on other Exhibitors' stands.

The following should be provided: free access to cabinets (indoor fire hydrants, electricity cabinets and telecommunication switchboards) located on pillars and walls; free access to emergency exits.



It is prohibited to fix exhibits and decoration elements to electric equipment, lamps and other equipment installed on the stand and not intended for these purposes.




It is prohibited to make unauthorized pasting of wall panels, to use adhesive tape and other self-adhesive materials when decorating wall panels with information and advertizing production; it is prohibited to use staplers for fastening of advertizing and other materials; it is prohibited to perform drilling works on stand structures.



It is prohibited to perform at the stand any electric installation work not approved by the General builder including replacement of bulbs and installation of own lighting fixtures.

It is prohibited to install extra lighting or mobile structures with own electric chains. It is allowed only if approved by the General builder.

It is prohibited to use chairs as stepladders.



It is prohibited to remove equipment transferred for temporary use, outside the premises.



Installation of elements of non-standard stand structures and interior decoration which aren't exhibits inside standard modular structures (independent completion or decoration making essential impact on the standard stand structure) by the Event Participant is allowed if only approved by the General builder after the review of engineering design documentation.

The Organizer will not provide furniture and other equipment the Exhibitors who have booked space only stand.

The Exhibitor who has booked space only stand will bear responsibility for the stand buildup and the equipping. The stand design shall conform to the Event's rules and requirements and shall be approved by the Management office and the General builder. In case of non-compliance with the requirements the stand buildup will be forbidden.

In case the Exhibitor applies to a contractor services for the stand construction and equipping and/or execution of installation and construction works by a third party, the Builder shall undergo accreditation at the General builder. The Builder will be allowed to perform works only against the duly signed relative contract with the General builder.

In case of double-decker the Exhibitor will be surcharged additional 30% on space only rate per sq m of the second floor.

No part of the stand structure, banners, exhibits and other equipment shall exceed the boundaries of the space contracted; otherwise the Organizer reserves the right to force the Exhibitor to dismantle these parts at his own expense.

GENERAL BUILDER SERVICES

BuildExpo LLC is the Crocus Expo official General builder.

For detailed information about the General builder please refer to the official website at eng.buildexpo.ru.

The price list for services rendered by the General builder is specified in APPENDIX 1.



Applications for additional services and equipment shall be submitted under the terms stipulated in the Contract for participation in the Event. Applications submitted later are subject to equipment availability.

APPLICATION FOR STANDARD EQUIPPED STAND

The General builder renders the service of standard equipped stands buildup. For detailed information please refer to STANDARD EQUIPPED STAND section.

APPLICATION FOR SPACE ONLY STAND

The Exhibitor can apply to the General builder's services or a contractor's services in case of booking the space only stand. For detailed information please refer to SPACE ONLY STAND section.

CONNECTION TO ELECTRICITY, WATER AND COMPRESSED AIR MAINS

The General builder provides connection of the stand to electricity mains. Unauthorized connection to power supply mains is strictly prohibited. Power distribution board, plug sockets and wires shall be provided by the Exhibitor or by stand constructors. Technical and kitchen equipment of the Exhibitor will be connected to drainage system of the exhibition hall. Connection hoses, fittings shall be provided by the Exhibitor or by the stand constructor.



Standard voltage provided to Standard equipped stand – 220 V. Use FORM 1 to order voltage of 380 V. If your equipment operates on 110 V, you will need a voltage adaptor.

To order power supply, water and compressed air please complete the application form for additional services (FORM 2) and indicate their location with relevant indications on the stand layout (FORM 1).

AUDIOVISUAL EQUIPMENT

The General builder provides for rent all necessary audio-, video and sound equipment, projectors and presentation hardware, including LED screens, plasma display panels, seamless panels, equipment for simultaneous interpretation, conference systems, video projectors, notebooks and so forth.

Use of own devices and audiovisual equipment (LCD / plasma display panels with the diagonal exceeding 28 inches, projectors, sound amplifiers, video walls and etc.) is allowed only after accreditation of the equipment at the General builder.

For detailed information about the procedure and cost of approval for own equipment use please refer to BuildExpo LLC Department of technical documentation inspection.

SUSPENDED STRUCTURES

The project of works on suspension and removal of light structures at height with specifying of weight of the suspended structure and points of suspension is executed by the Builder and will be coordinated with the General builder and Crocus Expo Maintenance Service.

The cost of suspension works includes suspension and removal of structures. The suspension works are executed during buildup and dismantling periods of the Event. The suspension works are not executed during the Event period. When works are executed within the period from 20:00 to 08:00 their cost is subject to 100% surcharge.

ADDITIONAL SERVICES AND EQUIPMENT



For the full list of rendered services and additional equipment during the Event holding in the Exhibition center please refer to the Services Guide.

Apply to Services Guide application forms when ordering a service.

CARGO FORWARDING AND CUSTOMS SERVICES

For the list of international freight forwarders which are official partners of the Exhibition center and authorized to operate on the territory for foreign Exhibitors please refer to the website at eng.crocus-expo.ru/services/expeditors.php.

HANDLING OPERATIONS

The Crocus Expo Department of transport and logistics renders a wide range of services related to loading and unloading, hoisting and rigging works with application of the most modern hoisting equipment. Should your forwarders need information related to the full list of services and rules and regulations regulating handling operations on the Exhibition center territory please advise them to refer to the Services Guide and the General Terms of Holding Events at the Crocus Expo IEC accordingly.

ADVERTISING

There are various adverting activities available for the Participants of the Event. They significantly improve the commercial effect of the work on the exhibition platform and the post show results being a source of additional information for visitors: navigation to stands, distribution of advertising production, invitations to business events, seminars or master classes, announcement of special events and many other things. The full list of advertising opportunities with the detailed description is available on the website at eng.crocus-reklama.ru.

CATERING

Official Crocus Expo catering partners – Backstage Catering and Sucré – render catering services in the Exhibition centre: buffet dinner parties, banquets, coffee breaks and food delivery to stands).



Dinner parties, banquets and other events after the Event closing hours are allowed only if approved by the Management office.

Crocus Expo catering structures allow serving events of any level of complexity: for private guests, large companies, public organizations or government institutions. The companies can offer: a possibility of attraction of resources of all restaurants located in the Crocus City territory; European, Mediterranean, Italian, Azerbaijani, Russian, Pan-Asiatic and author's cuisines; qualified personnel (waiters, bartenders, sommelier, barista, confectioners, chefs and interior designers); individual approach to each client; great experience.

SECURITY

The Participant can order extra individual stand guards both during the Event period and in overtime. A separate contract application on the basis of the contract assignment existing between Crocus Expo and the security organizations is signed when ordering the service. Payment shall be effected in cash or to the Crocus Expo settlement account.

Security services in the territory of the Exhibition center can be ordered only at Crocus Expo. Security services are rendered by the security organizations licensed for implementation of security activity and accredited by Crocus Expo.

STAND CLEANING

Any works on cleaning in the Exhibition Center should be carried out only by the Administrative department of Crocus Expo directly or through accredited companies, except for the works relating to cleaning, rubbing, and polishing of exhibit items.

One time cleaning of stand includes vacuum cleaning of carpeting, wet cleaning (parquet, laminated flooring) emptying of waste bins.

TERMS FOR ADDITIONAL SERVICES AND EQUIPMENT APPLICATION

Applications for additional services and equipment shall be submitted under terms stipulated in the Event Participation Contract. Late applications shall be subject to equipment availability.



The Exhibitor shall submit all necessary applications minimum 10 (ten) working days prior the beginning of the Overall Event period unless otherwise is stipulated in the Contract.

Cost of services and equipment provided in accordance with the Services Guide and ordered less than 10 (ten) working days prior the beginning of the Overall Event period are subject to 50% surcharge.



EXHIBITOR BADGES



Exhibitor badge provides admittance to the Event grounds during the Overall Event period including buildup and dismantling periods.

Exhibitor badges (and invitation tickets) issued at the Service Centre (Information and Registration Services counter) are calculated according to the stand space contracted:

Stand space	Badges (pcs.)
6-9 m ²	2
9,01-12 m ²	4
12,01-20 m ²	6
20,01-35 m ²	9
35,01-50 m ²	16
50,01-80 m ²	20
80,01-100 m ²	25
100,01-200 m ²	30
200,01 – 300 80 m ²	35
Extra badge	22,00 EUR

PASSES FOR BUILDERS AND STAND ATTENDANTS



Passes for builders and stand attendants involved into buildup/dismantling process provide admittance to the Event grounds only during buildup and dismantling periods.

Exhibitors contracted Space only sites shall provide their personnel with passes received at the Service Centre (Information and Registration Services counter) in accordance with the submitted list well in advance.

The Exhibitor shall submit completed FORM 4 to the Service Centre (Information and Registration Services counter) in order to receive passes for builders and stand attendants.

Passes for Builder's employees shall be received in the General Builder Maintenance department only after the accreditation process has been completed.

PROCEDURE OF EXHIBITS AND EQUIPMENT MOVE IN AND MOVE OUT



**TRUCKS ENTRY AND EXIT THROUGH CROCUS CITY ARCHWAY
IS STRICTLY PROHIBITED!**

After entering the Crocus Expo territory the drivers of freight vehicles with exhibits and equipment shall park their vehicles on the free parking lot opposite the pavilions or on the designated temporary parking lot following instructions of the Traffic management department until the drivers receive vehicle passes.

Entry to the Handling operations area is allowed only by pass.



Procedure of exhibits and equipment move in and move out www.crocus-expo.ru/services/vv.php

Passes purchase:

- under the clearing settlement prior to the beginning of the Overall Event period based on the Passes application <http://www.crocus-expo.ru/services/pograzgr.php> ;
- by cash (including build up period) based on the application contract and payment at the Service center counter.

Passes receipt: at the Service center (Information and Services counter).



The Exhibitor shall complete the LETTER FOR EXHIBITS ANS EQUIPMENT MOVE IN AND MOVE OUT including the detailed list of exhibits and equipment.

The letter is submitted to the Management office where the Exhibitor gets permission for move in provided there are no outstanding payments and all relative documents authorizing participation in the Event are available in original (Contract, Appendixes, applications, power of attorney and etc.)

After the letter is authorized by the Management office it is submitted to the Service centre (Information and Services counter).

OFFICIAL EXHIBITOR MANUAL
CONTACTS

CROCUS EXPO SERVICES				
Description	Contact person	Job title / Department	Phone	E-mail
MANAGEMENT OFFICE				
General issues	Sergey Shkambarny	Exhibition Director	+7 (495) 727-26-31	Tsuladze@Crocus-Expo.ru
	Anastasia Egorova	Manager	+7 (495) 223-42-14 +7 (977) 526-57-28	A.Egorova@Crocus-Expo.ru
	Andrey Korovkin	Manager	+7 (495) 223-42-14 +7 (916) 822-43-03	A.Korovkin@Crocus-Expo.ru
Execution of documents (contracts, acts, invoices and etc.)	Elena Baulina	Leading Specialist	+7 (495) 987-31-66 (ext. 42-30) Cell phone: +7 (985) 366-71-97	En.Baulina@Crocus-Expo.ru
Standard equipped stands, submission of FORMS 1, 2	Daniil Ilyasov	Manager (BuildExpo LLC, Department of standard stands buildup)	+7 (916) 435-66-17	ilyasov@buildexpo.ru
SERVICE CENTRE (INFORMATION AND REGISTRATION SERVICES COUNTER)				
Receipt of passes to the Handling operations area, Exhibitor badges, invitations, submission of letters of exhibits and equipment entry and removal, services settlement (in cash)			Pavilion 1: +7 (495) 727-26-26	Service2@Crocus-Expo.ru
TRANSPORTATION AND LOGISTICS DEPARTMENT				
Handling and hoisting works, handling and hoisting equipment for rent and etc.			+7 (495) 727-25-87	Trans@Crocus-Expo.ru
DEPARTMENT OF ADVERTISING AND INFORMATION				
Application for outdoor advertising in the territory, advertising structures rent, large format printing	Elizaveta Krylova	Senior manager	+7 (495) 727-26-39 Cell phone: +7 (926) 351-49-97	Krylova@Crocus-Expo.ru
DEPARTMENT OF NON-EXHIBITION AND CONGRESS EVENTS				
Conference halls for rent	Elena Samohina	Senior manager	+7 (495) 926-34-27 Cell phone: +7 (985) 366-26-37	E.Samohina@Crocus-Expo.ru
MAINTENANCE SERVICE				
Floor load approval, suspended structures	Serguei Fedorov	Deputy chief engineer	Cell phone: +7 (977) 525-56-30	
FIRE SAFETY SERVICE				
Approval of use of fire-hazardous and dangerously explosive exhibits and materials, compressed gas tanks	Ivan Romanishin	Leading specialist	Cell phone: +7 (916) 547-04-51	I.Romanishin@Crocus-Expo.ru

BUILDEXPO LLC – CROCUS EXPO GENERAL BUILDER

Description	Location	Contact person	Job title	Phone	E-mail
-------------	----------	----------------	-----------	-------	--------

DEPARTMENT OF AUDIOVISUAL EQUIPMENT AND TELECOMMUNICATIONS

Sound amplifiers, audio and video equipment, projectors for installation in specialized Crocus Expo premises and the Exhibitor's stands		Mikhail Edidovich	Head of the department	+7 (495) 727-26-15 Cell phone: +7 (925) 488-53-60	Micke67@mail.ru
---	--	-------------------	------------------------	---	--

MAINTENANCE DEPARTMENT

Electrical and sanitary ware works, compressed air supply, electrical equipment for rent, electrical mounting	Pavilion 1, 1 st floor, office 115	Alexei Doronenko	Deputy chief electrician	+7 (495) 727-24-38 Cell phone: +7 (916) 435-51-33	ote@buildexpo.ru
---	---	------------------	--------------------------	---	--

DEPARTMENT OF TECHNICAL DOCUMENTATION INSPECTION

Inspection and approval of technical documentation for contracted builders, control of technical documentation of electric wiring executed by contracted builders, services related to static design, electrical laboratory, fire safety services, hoisting tackle for rent	Pavilion 1, 1 st floor, office 119	Moscow companies: Andrey Meshkov	Head of electrical laboratory and fire safety system	+7 (495) 727-26-71	ingener@buildexpo.ru
	Pavilion 1, 1 st floor, office 115	Regional and foreign companies: Veronika Sopina	Head of the department	+7 (495) 727-26-71 (ext. 22-18)	
Audiovisual equipment approval for use during the Event	Pavilion 1, 1 st floor, office 119	Semyon Ryzhov	Engineering manager	+7 (495) 727-26-71	

STAND DECORATION DEPARTMENT

Large format printing	Pavilion 1, 1 st floor, offices 114, 123	Mikhail Chelyshev	Head of the department	+7 (495) 727-07-62	buildexpo@list.ru
-----------------------	---	-------------------	------------------------	--------------------	--

DEPARTMENT OF EXCLUSIVE STANDS BUILDUP

Individual design stands buildup and decoration, design development, improved standard	Pavilion 1, 2 nd floor, office A24			+7 (495) 223-42-08	sales@buildexpo.ru
--	---	--	--	--------------------	--

ACCOUNTING

Acceptance documents, pay desk	Pavilion 1, 1 st floor, office 112			+7 (495) 727-07-64	
--------------------------------	---	--	--	--------------------	--

PARTNER COMPANIES

Description	Company	Phone	E-mail
Catering	Backstage Catering	+7 (925) 771-16-17	info@backstagecatering.ru
	Sucre	+7 (925) 544-70-45, +7 (925) 508-60-06	crocus-banket@mail.ru , sucre.banket@gmail.com

A1 – PRICE LIST FOR ADDITIONAL EQUIPMENT AND GENERAL BUILDER SERVICES

No.	DESCRIPTION	CODE	PRICE PER A UNIT, EUR (VAT incl.)
CONSTRUCTION OF THE STAND FROM MERO R8			
1	Wall panel 2500×1000	220	44,36
2	Wall panel 2500×500	221	35,48
3	Wall panel 2500×250	221a	30,42
4	Rounded wall panel, H=2500, R=1000 (1/4 circles)	222	136,87
5	Rounded wall panel, H=2500, R=500 (1/4 circles)	223	69,70
6	Wall panel 2500×1400 (diagonal 1×1 m)	226	136,87
7	Wall panel 2500×700 (diagonal 0,5×0,5 m)	224	44,36
8	Wall panel 2500×400 (diagonal for door installation at an angle 45°)	227	35,48
9	Wall panel 2500×1000 transparent (plexyglass)	403	177,42
10	Wall panel 2500×1000 with glass 1260×1000	401	88,71
11	Wall panel 2500×500 with glass 1260×500	402	69,70
12	Wall panel 2500×1000 chipboard laminated	228	134,33
13	Wall panel 2500×1400 chipboard laminated (diagonal 1×1 m)	229	177,42
14	Slatwall panel 2500×1000	225	147,01
15	Lockable extensible door 2500×1000 (leatherette, improved lock)	240	117,86
16	Jalousie 2400×1000/500	404	21,54
17	Wall extension by 500 mm, per 1 lm	–	20,28
18	Wall extension by 750 mm, per 1 lm	–	26,61
19	Wall extension by 1100 mm, per 1 lm	–	32,95
20	Wall extension by 1600 mm, per 1 lm	–	44,36
21	Wall extension by 2070 mm, per 1 lm	–	64,63
22	Wall extension by 2500 mm, per 1 lm	–	20,28
23	External panel for fixing of the hinged equipment, chipboard laminated, 600×1050	239	20,28
24	Ceil's raster 1000×1000 (with profile H=70, H=175), per 1 sq.m	250	30,36
25	Ceil's grid 1000×1000 (without ceil's raster), per 1 sq.m	260	15,21
THE FURNITURE			
26	Chair black (leatherette)	300	17,74
27	Soft chair	303	25,35
28	Office swivel chair	305	31,68
29	Bar stool	306	30,42
30	Table 800×800	310	44,36
31	Table round D=800	314	44,36
32	Table 800×1200	315	53,23
33	Bistro table D=600, H=1200	316a	64,63
34	Bistro table D=600, H=800	316b	64,63
35	Glass round table D=800	314a	64,63
36	Armchair single with armrests, leatherette, 800×820 (black, white)	333b	128,00
37	Sofa double with armrests, leatherette, 1460×820 (black, white)	334b	313,02
38	Glass journal table, 900×550, H=400	335a	214,17
39	Glass journal table, 800×450, H=400	335b	97,75
40	Glass journal table, round, D=800, H=495	336	214,17
41	Negotiating table, 1000×2200, H=720	337	323,16
42	Table-podium 500×1000, H=800 (from construction)	382	43,09
43	Table-podium 1000×1000, H=800 (from construction)	384	59,56
INFORMATION COUNTERS, ARCHIVAL CUPBOARDS			
44	Information counter 500×1000, H=1100	318	64,63
45	Information counter 500×500, H=1100	318a	54,49
46	Information counter rounded corner 500×500, R=500, H=1100	318r	64,63

47	Information counter rounded corner 500×500, R=500, H=1100	319	64,63
48	Information counter 500×1000, H=1100 (with a narrow top shelf)	708	136,87
49	Information counter rounded R=1000, H=1100	709	98,85
50	Archival cupboard 500×1000, H=1100 (with sliding door 645×500)	317	77,31
51	Archival cupboard 500×1000, H=800 (with sliding door 645×500)	320	64,63
SHOWCASES			
53	Showcase 500×1000, H=1100 (bottom doors)	394	108,99
54	Showcase 500×500, H=1100 (bottom doors)	394a	88,71
55	Showcase 500×500, R=500, H=1100 (bottom doors)	394ar	108,99
56	Radius showcase H=1100, R=1000 (bottom doors)	394r	129,26
57	Showcase 500×1000, H=2000 (2 glass shelves, bottom doors)	396	139,40
58	Showcase 500×1000, H=2500 (lighting, 2 glass shelves, bottom doors)	398	153,35
59	Showcase 500×500, H=2500 (lighting, 2 glass shelves, bottom doors)	398a	130,54
60	Showcase 500×500, R=500, H=2500 (lighting, 2 gl. shelves, bottom doors)	398ar	153,35
61	Radius showcase H=2500, R=1000 (lighting, 2 gl. shelves, bottom doors)	399	292,75
RACKS AND SHELVES			
63	Rack with 5 shelves 300×1000, H=2070	340	44,36
64	Rack with 5 shelves 500×1000, H=2070	701	64,63
65	Rack with 5 shelves 1000×1000, H=2070	702	84,91
66	Rack mobile 500×1000, H=1600	740	84,91
67	Wall shelf 1000×300	380	21,54
68	Inclined wall shelf 1000×300 (angle of 45°)	381	34,22
69	Wall lattice (1500×800), cell 50×50, without hooks	375	64,63
70	Euro-panel with perforation (hinged) 955×2000, without hooks	376a	69,70
71	Euro-panel with perforation (hinged) 955×1000, without hooks	376b	50,69
72	Stack (detached)	324	34,22
73	Additional wooden shelf (500×1000, 500×500)	112a	21,54
74	Additional wooden shelf (R int.=500, R ext.=1000)	112b	32,95
75	Additional wooden shelf ø=1000	112c	44,36
76	Additional glass shelf (500×1000, 500×500) for showcase 398, 398a	111a	20,53
77	Additional glass shelf (R int.=500, R ext.=1000) for showcase 399	111b	32,95
78	Additional glass shelf (ø=1000) for showcase 400	111c	44,36
79	S-shaped hook L50, per 1 pcs (for wall lattice)	378a	2,91
80	S-shaped hook L70, per 1 pcs (for frame profile)	378b	2,91
OFFICE			
81	Mirror wall-mounted Octanorm 1440×580	330a	34,22
82	Coat rack wall-mounted	331	13,18
83	Coat rack floor-level	332	54,49
84	Wastepaper basket	377	2,91
ELECTRICAL EQUIPMENT			
85	Spotlight (75 W) or LED analogue	510	25,35
86	Spotlight metal-halide (70 W) or LED analogue	511	51,96
87	Spotlight halogen (75 W)	515	39,29
88	Projector halogen (300 W)	513	64,63
89	Projector metal-halide (150 W)	514	108,99
90	Projector halogen (on the bar) (150 W)	516	64,63
91	Projector LED (130 W)	512	157,15
92	Fluorescent lamp (40 W) or LED analogue, L=870 mm	520	34,22
93	Mini-spotlight LED for showcase	510a	39,29
94	LED tape, per 1 lm	–	74,77
95	Electrical socket 220V (power connector 32A, up to 5 kW)	504c	64,63
96	Electrical socket 220V (triple, up to 1,0 kW)	505a	43,09
97	Electrical socket 220V (triple, up to 2,5 kW)	505b	84,91
98	Electrical socket 220V (triple, 24 hour, up to 1,0 kW)	509a	84,91
99	Electrical socket 220V (triple, 24 hour, up to 2,5 kW)	509b	129,26

100	Electrical socket 380V (power connector 16A, up to 10 kW)	506a	77,31
101	Electrical socket 380V (power connector 32A, up to 20 kW)	506b	150,81
102	Electrical socket 380V (power connector 63A, up to 40 kW)	506c	301,62
103	Electrical socket 380V (power connector 125A, up to 60 kW)	506d	489,90
104	Rotating advertising cube (1000×1000×1000) (without logos)	707a	173,62
105	Rotating ellipse (H=1000, R=1000) (without logos)	707b	173,62
106	Rotating ellipse (H=1000, R=1000) (without logos)	707b	177,42
107	Electric switchboard 32A (without cable)	517a	234,45
108	Electric switchboard 63A (without cable)	517b	98,85
109	The rent of power cable: up to 15 lm	–	138,14
110	The rent of power cable: from 15 up to 25 lm	–	157,15
111	The rent of power cable: from 25 up to 35 lm	–	5,83
112	Supply rail, per 1 lm	500	16,47
113	Floor cable-channel, per 1 lm	–	21,54
114	Cable laying 5×10 sq.mm, per 1 lm	–	25,35
115	Cable laying 5×25 sq.mm, per 1 lm	–	39,29
KITCHEN			
116	Refrigerator 200 litres (600×600×1600), with 24-hour socket	350	150,81
117	Refrigerator 280 litres (600×600×2000), with 24-hour socket	351	182,49
118	Cooler + bottle of water (19 litres) (550W)	338	157,15
119	Bottle of water 19 litres for cooler	338a	39,29
FLOOR COVERINGS			
120	Carpet, for 1 sq.m, with laying, without cutting	281a	21,54
121	Carpet of improved quality Expomo, for 1 sq.m, with laying, without cutting	282a	25,76
122	Podium H=120...180 Mero modul, height adjustable, per 1 sq.m	–	50,69
123	Podium with light H=200 (without a carpet covering), per 1 full and incomplete sq.m	–	78,57
124	Podium H=32 (without carpet covering), per 1 full and incomplete sq.m	–	32,95
125	Podium H=100/200 (without carpet covering), per 1 full and incomplete sq.m	–	39,29
126	Podium H=300 (without carpet covering), per 1 full and incomplete sq.m	–	52,33
127	Podium H=500 (without carpet covering), per 1 full and incomplete sq.m	–	59,56
128	Podium H=800, 1100 (without carpet covering), per 1 full and incomplete sq.m	–	69,70
129	Podium side covering H100/200/300/500 (chipboard of carpet), per 1 lm	–	13,23
130	Podium side covering H800/1100 (chipboard of carpet), per 1 lm	–	18,98
ELEMENTS OF THE CONSTRUCTION			
131	Wall panel H=750 / 1100, W=1000	219	35,48
132	Wall panel H=750 / 1100, W=500	218	22,81
133	Rounded wall panel, H=1100, R=1000 (1/4 circles)	217	43,09
134	Rounded wall panel, H=1100, R=500 (1/4 circles)	216	35,48
135	Upright (octahedral profile), H=1600 / 2070 / 2480	118	21,54
136	Upright (octahedral profile), H=480 / 750 / 1100	118	9,50
137	Upright (octahedral profile), H=70 / 175 / 300	118	4,76
138	Beam H=70 (rectangular connecting profile), per 1 lm	114	10,77
139	Beam H=175 (rectangular strengthened connecting profile), per 1 lm	115	20,53
140	Fascia board, H=300, per 1 lm	116	13,18
141	Fascia panel, internal, H=350, per 1 lm	117	13,18
STANDS DESIGN (DECORATION)			
142	Fascia name (9 signs, H=10 cm)	104	65,21
143	Additional symbol for a fascia name	104a	1,15
144	Logo on fascia board (the final price depends on quantity of colors and the size)	105	From 84,91
145	Logo on other surfaces (the final price depends on quantity of colors and the size)	106	From 129,26
146	Pasting with adhesive color film ORACAL, per 1 sq.m	–	34,22
147	Pasting with adhesive color film ORACAL "Strip" (width up to 0,5 m), per 1 lm	–	21,54
148	Pasting by a material of the customer, per 1 sq.m	–	31,68
149	Banner printing (with or without eyelets / pockets) 360 dpi, per 1 sq.m	–	22,81
150	Banner printing (with or without eyelets / pockets) 720 dpi, per 1 sq.m	–	34,22

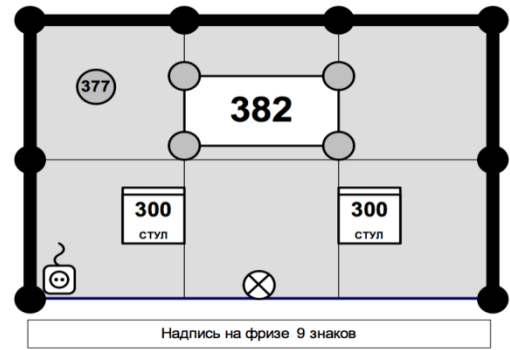
151	Banner grid printing 360 dpi, per 1 sq.m	–	21,54
152	Banner grid printing 720 dpi, per 1 sq.m	–	32,95
153	Silk printing (thermal transfer), per 1 sq.m	–	59,56
154	Film ORAJET fullcolor printing and pasting, per 1 sq.m	–	69,70
OTHER			
155	Mounting of the banner by eyelets, by pockets (at a height up to 5 m), per 1 sq.m	–	11,66
156	Mounting of the banner by chipboard rails (at a height up to 5 m), per 1 sq.m	–	21,92
THE AMOUNT OF COMPENSATION IN CASE OF LOSS / DAMAGE TO THE EQUIPMENT			
157	Cooler	–	155,25
158	Bottle 19 litres for cooler	–	23,00

A2 – STANDARD STAND SPECIFICATION*

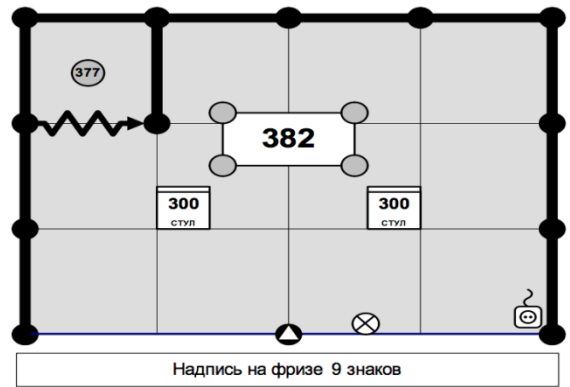
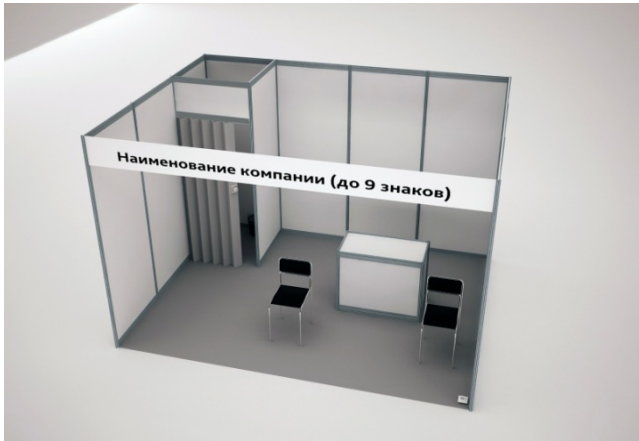
Standard stand specification specifies standard set of equipment included into the cost.

* Should you wish to book a standard stand exceeding 71 sq m please contact the Management office for specification.

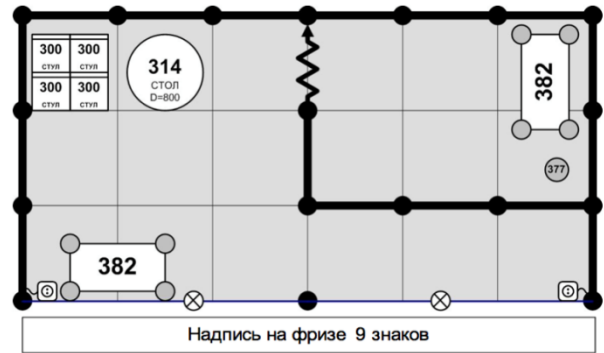
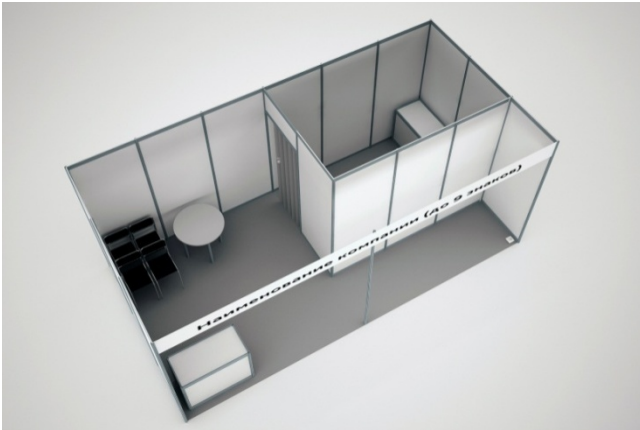
SPACE 6-11 sq m



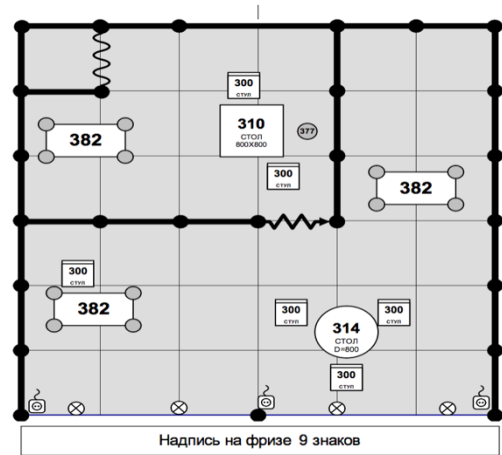

Description	Code	Quantity (pc)
Perimeter walls		
Carpet flooring		
Fascia, company name (9 characters)		
Chair	300	2
Display table	382	1
Spotlight	510	1
Plug socket 1 kW	505a	1
Waste basket	377	1



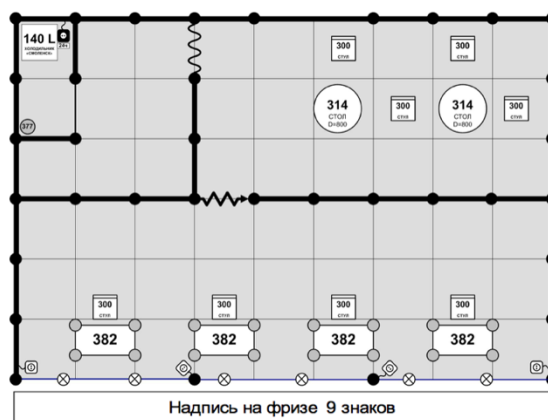
Description	Code	Quantity (pc)
Perimeter walls		
Carpet flooring		
Fascia, company name (9 characters)		
Chair	300	2
Display table	382	1
Spotlight	510	1
Plug socket 1 kW	505a	1
Door	240a	1
Wall panel (office)	220	1
Waste basket	377	1



Description	Code	Quantity (pc)
Perimeter walls		
Carpet flooring		
Fascia, company name (9 characters)		
Chair	300	4
Display table	382	2
Spotlight	510	2
Plug socket 1 kW	505a	2
Door	240a	1
Wall panel (office)	220	4
Table	310/314	1
Waste basket	377	1



Description	Code	Quantity (pc)
Perimeter walls		
Carpet flooring		
Fascia, company name (9 characters)		
Chair	300	6
Display table	382	3
Spotlight	510	4
Plug socket 1 kW	505a	3
Door	240a	1
Curtain	242	1
Wall panel (office)	220	7
Table	310/314	2
Waste basket	377	1



Description	Code	Quantity (pc)
Perimeter walls		
Carpet flooring		
Fascia, company name (9 characters)		
Chair	300	8
Display table	382	4
Spotlight	510	6
Plug socket 1 kW	505a	4
Door	240a	1
Curtain	242	1
Wall panel (office)	220	12
Table	310/314	2
Refrigerator with 24 hours plug socket	350	1
Waste basket	377	1

FORM 2 – ADDITIONAL EQUIPMENT FOR STANDARD EQUIPPED STAND

International exhibition
of automotive industry
InterAuto

To Contract dated

Company name as contracted

Pavilion Hall Stand Space



**Submit
before
19/07/2022**

For the list and price of additional equipment please refer TO APPENDIX 1 – PRICE LIST FOR ADDITIONAL EQUIPMENT AND GENERAL BUILDER SERVICES.

	Description	Code	Price, EUR VAT incl.	Quantity	Total
1.					
2.					
3.					
4.					
5.					
6.					
7.					
8.					
9.					
10.					
11.					
12.					
13.					
14.					
			TOTAL:		

Applications for additional services and equipment shall be submitted under terms stipulated in the Event Participation Contract. Late applications shall be subject to equipment availability.

Value spelled out

ORGANISER

Full name

Signature

Date

Stamp

EXHIBITOR

Full name

Signature

Date

Stamp



Return completed FORM 2 to: ilyasov@builexpo.ru
Daniil Ilyasov +7 (916) 435-66-17